

switch 8



- Adaptive Feedback Cancellation (AFC)
- Notch Filter (manual)
- Adaptive Noise Reduction (ANR)
- Expansion (Squelch)
- Data Logging
- Number of Programs: 4
- Program Switch Tones (programmable)
- Crossfader
- WDRC-Channels: 8
- Channels: 16
- Adjustable Gain Control
- Low Battery Indicator (adjustable)
- Accessories: receiver unit B, Domes, Concha Clips, Microphone Filter, Wax Guard System, flat Cover Button Flaps
- Options: Power Sleeve

Technical Data	EN 60118-7: 2005 (2 ccm-coupler)	EN 60118-0: 1994 (Ear Simulator)	ANSI S3.22-2003 (2 ccm-Kuppler)
Operating Voltage	1.30 V	1.30 V	1.30 V
Acoustic Gain (50 dB SPL)			
HFA	43 dB [49 dB]	-	43 dB [49 dB]
1600 Hz	-	51 dB [56 dB]	-
Peak Value	50 dB [56 dB]	60 dB [65 dB]	50 dB [56 dB]
Output (90 dB SPL)			
HFA	106 dB SPL [106 dB SPL]	-	106 dB SPL [106 dB SPL]
1600 Hz	-	114 dB SPL [114 dB SPL]	-
Peak Value	111 dB SPL [111 dB SPL]	122 dB SPL [122 dB SPL]	111 dB SPL [111 dB SPL]
Max. Output (110 dB SPL)			
HFA	106 dB SPL [106 dB]	-	106 dB SPL [106 dB SPL]
1600 Hz	-	114 dB SPL [114 dB SPL]	-
Peak Value	111 dB SPL [111 dB]	122 dB SPL [122 dB SPL]	111 dB SPL [111 dB SPL]
Reference Test Gain	28 dB [28 dB]	38 dB [37 dB]	28 dB [28 dB]
Frequency Range	200 Hz-7100 Hz [200 Hz-8000 Hz]	200 Hz-8000 Hz [200 Hz-8000 Hz]	200 Hz-7100 Hz [200 Hz-8000 Hz]
Total Harmonic Distortions			
500/800/1600 Hz	<2/2/2 % [$<6/5/4$ %]	n/a	<2/2/2 % [$<6/5/4$ %]
Equivalent Input Noise ¹	<17 dB, typ. 12 dB	<15 dB, typ. 12 dB	<17 dB, typ. 12 dB
Battery Current ²	0.85 mA	0.80 mA	0.85 mA
Battery Type	312	312	312
Average Battery Life (Zinc-Air)	120 h	120 h	120 h

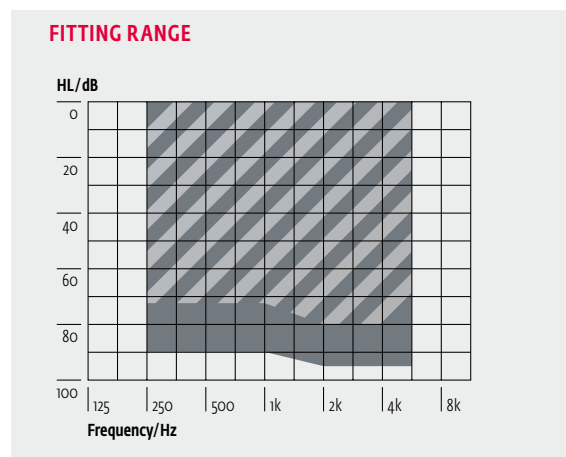
¹ Squelch = 40 dB ² Energy consumption increases by 0,06 mA when activating AFC. [] switch 8 with Power Sleeve option

1 Cover flap/switch
2 Battery Compartment/ on/off

Standard

Programming

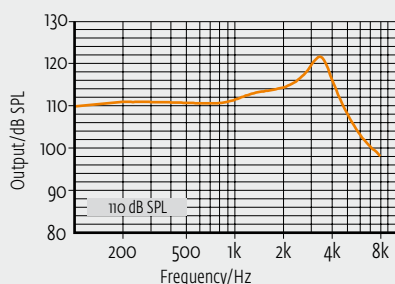
Cable: Cable set B or E
Battery: without Battery
Progr.-Box: HI-PRO
 HI-PRO USB
 MicroCard
 NOAHlink
Software: audifit 4.3.0



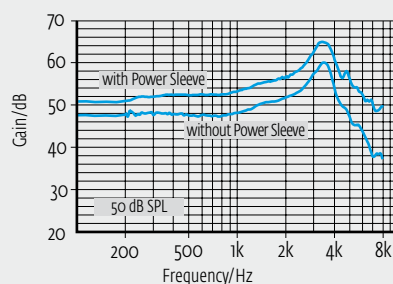
Note: switch 8 requires receiver unit B.

These curves are measured with **Ear Simulator (EN 60318-4, fig. 4)**. All sound pressure levels are referred to 20 μ Pa.

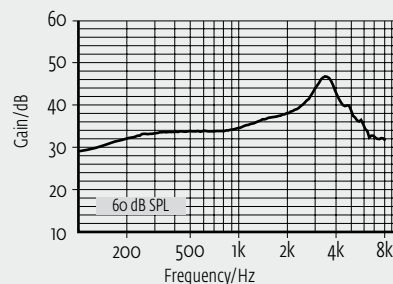
Maximum Output*



Acoustic Gain

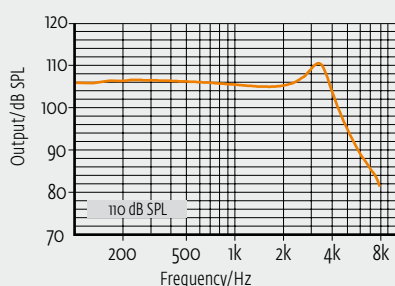


Frequency Response (RTG)*

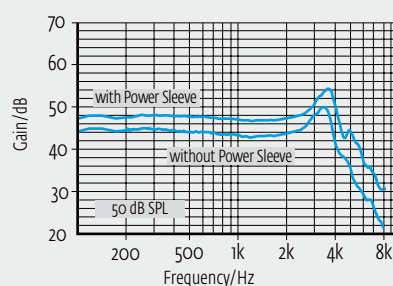


All curves are measured with **2ccm-coupler (EN 60318-5, fig. 1)**. All sound pressure levels are referred to 20 μ Pa.

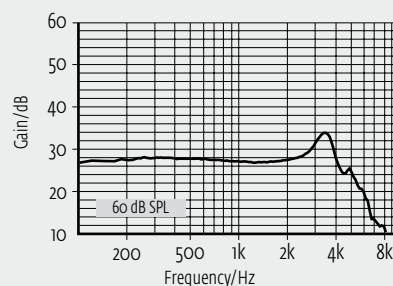
Maximum Output*



Acoustic Gain



Frequency Response (RTG)*



Ear Coupling



Various domes, optional with concha clip



Power sleeve

* applies to the switch 8 with and without Power Sleeve option.

On account of the complex signal processing, the measurements of the represented curves are only possible in default setting of the device and under use of the current valid software version. Effects of the separate parameters see software.